



SCHILDER UND SYMBOLE
SIGNS AND SYMBOLS

BILDTAFEL
PICTORIAL DISPLAY

GMK 6180
BE 790
G 840

10.95

2225865-ETL D

1/3

Schilder und
Symbole 1

3

Deutsche Grove® GmbH

Baujahr YEAR OF MANUFACTURE Typ TYPE

Fabr.-Nr SERIAL NUMBER Tragf. LIFTING CAPACITY

4

BERUFSGENOSSENSCHAFTLICHER
AUSHANG (VBG 9)

2

Deutsche Grove® GmbH

W09

zul Gesamtgewicht	<input type="text"/>	kg	zul Gesamtgewicht	<input type="text"/>	kg
und zul Ges Masse des Zuges	<input type="text"/>	kg	techn zul Ges Masse des Zuges	<input type="text"/>	kg
amtlich zul Achslast	<input type="text"/>	kg	technisch zul Achslast	<input type="text"/>	kg
1 Achse	<input type="text"/>	kg	1 Achse	<input type="text"/>	kg
2 Achse	<input type="text"/>	kg	2 Achse	<input type="text"/>	kg
3 Achse	<input type="text"/>	kg	3 Achse	<input type="text"/>	kg
4 Achse	<input type="text"/>	kg	4 Achse	<input type="text"/>	kg
5 Achse	<input type="text"/>	kg	5 Achse	<input type="text"/>	kg
6 Achse	<input type="text"/>	kg	6 Achse	<input type="text"/>	kg
7 Achse	<input type="text"/>	kg	7 Achse	<input type="text"/>	kg
8 Achse	<input type="text"/>	kg	8 Achse	<input type="text"/>	kg

Typ Baujahr A-

5

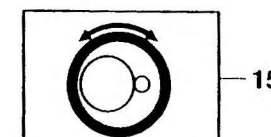
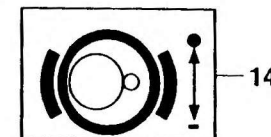
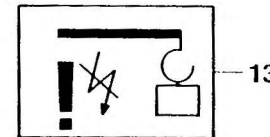
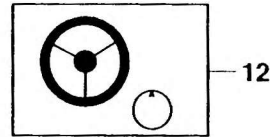
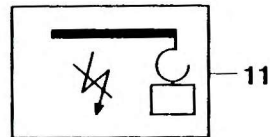
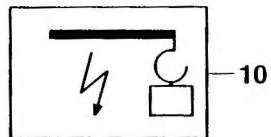
BERUFSGENOSSENSCHAFTLICHER
AUSHANG (VBG 9)

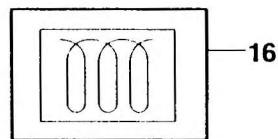
6

Der Aufenthalt im
Drehkreis des Kranes
ist während des
Betriebes
verboten

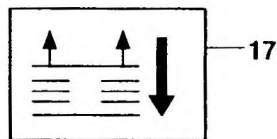
9

ENGINE
STOP

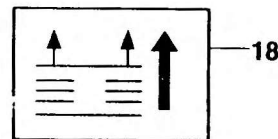




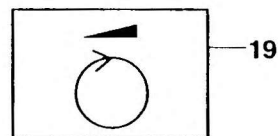
16




17



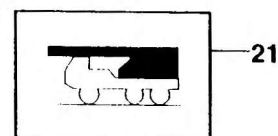
18



19



20




21



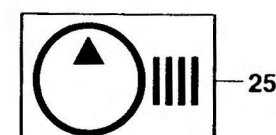
22




23




24



25



26



27



SCHILDER UND SYMBOLE
SIGNS AND SYMBOLS

BILDTAFEL
PICTORIAL DISPLAY

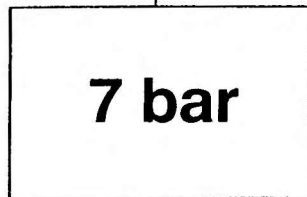
10.95

2225865-ETL D

3/3

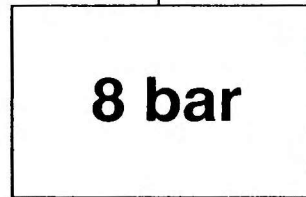
**GMK 6180
BE 790
G 840**

31



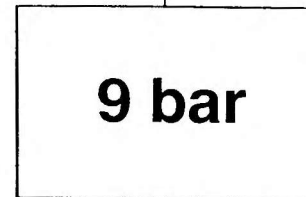
7 bar

32



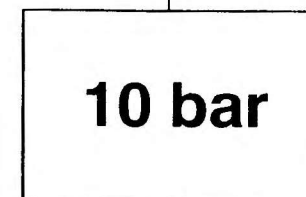
8 bar

33



9 bar

34



10 bar